



CRIMPING TOOL

Short Description

Termination Tool for Easy Pass Through RJ45 Connector & RJ45 Plug

The Easy RJ45 Crimping Hand tool is not only designed for our Easy RJ45 plug but also the normal RJ11, RJ12, and RJ45 modular plug. To crimp the feed-through RJ45 plug and trim the cable at one time, it is very simple and easy to use. The material of this easy crimping tool is very solid and the part of grip has an anti-slip treatment that could help the user handle easier.

The Pass-Through Design of Easy RJ45 connector is quite a smart and easy assembly in the field environment. There is a set of Easy RJ45 toolbox for choosing! It is including Easy Crimping hand tool and four more slots for easy RJ45 plug or RJ45 plug cover. Make the connection easier and fun, try our Easy RJ45 connector and bring you the different experience for assembly!

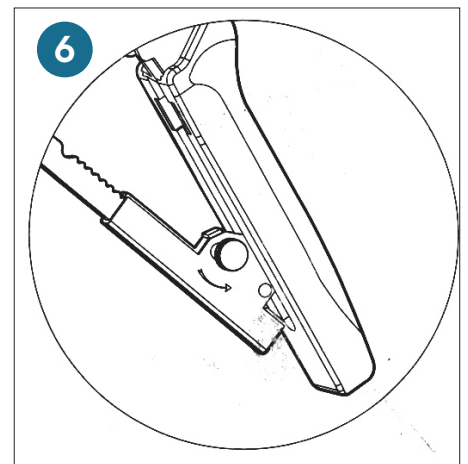
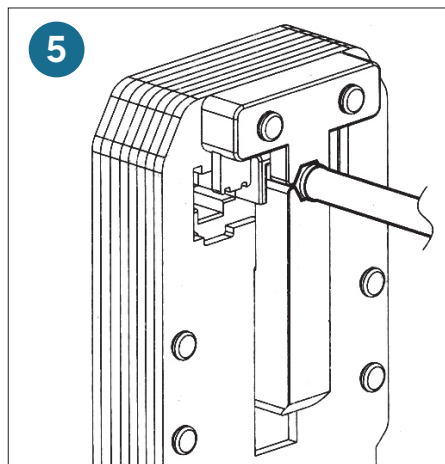
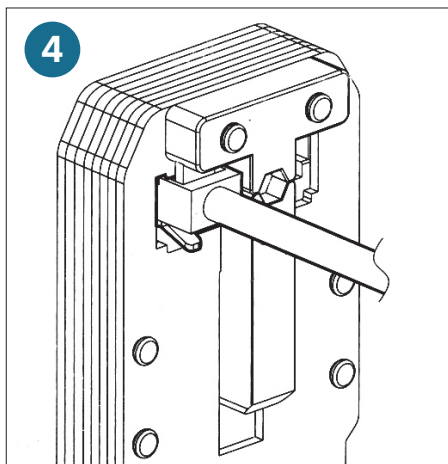
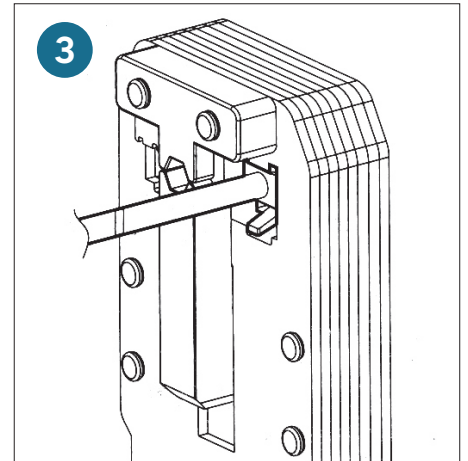
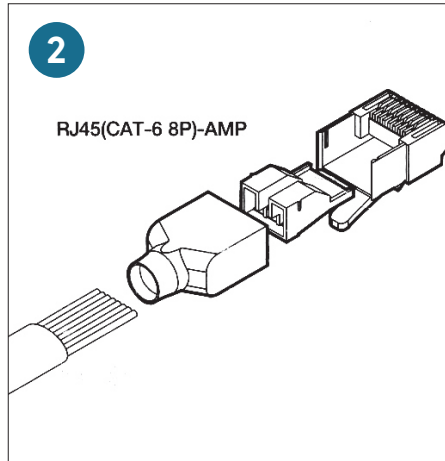
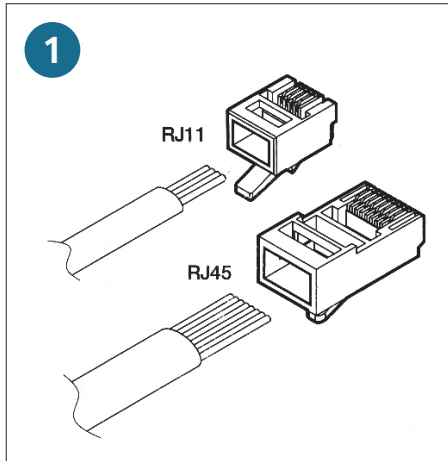
Specifications

- Fit with All RJ45 connectors, Easy Pass Through RJ45 Plugs.
- Crimp, Press And Trim Easy RJ45 Plug In One Time(Time Saving).
- Light weight And Easy Carry Tool For On-site.
- Ratchet Design Is To Release Handy Tool.



Connecting with quality!

Instructions



1. RJ45 Modular, RJ11 Modular
2. RJ45 Modular (Cat-6)
3. Insert the RJ11 module into the right slot.
4. Insert the RJ45 module into the left slot.
5. Insert the RJ45 module (Cat-6) into the center slot.
6. Turn and release the ratchet in the direction of the arrow above.
7. Not compatible with AMP (Cat-6) 8P Modular tools.
8. Convenient for work due to the gear-type mechanism.
9. The handle is durable and user-friendly thanks to the ergonomic design.
10. Excellent lifespan due to the carbon steel housing.
11. One tool can be used with many types of modules.